

# Environmental product declaration

in accordance with ISO 14025 and EN 15804+A2

## Multicem 25-75 (Bypass dust-Std FA)



The Norwegian EPD Foundation

### Owner of the declaration

Heidelberg Materials Sement Norge AS

### Product

Multicem 25-75 (Bypass dust-Std FA)

### Declared unit

1 tonne

### This declaration is based on Product Category

#### Rules

EN 15804:2012+A2:2019 serves as core PCR

EN 16908:2017 Cement and building lime

### Program operator

The Norwegian EPD Foundation

### Declaration number

NEPD-11604-11538

### Registration number

NEPD-11604-11538

### Issue date

27.06.2025

### Valid to

27.06.2030

### EPD software:

LCA.no EPD generator ID: 1073382

## General information

### Product

Multicem 25-75 (Bypass dust-Std FA)

### Program operator

The Norwegian EPD Foundation  
Post Box 5250 Majorstuen, 0303 Oslo, Norway  
Phone: +47 977 22 020  
web: [www.epd-norge.no](http://www.epd-norge.no)

### Declaration number

NEPD-11604-11538

### This declaration is based on Product Category Rules

EN 15804:2012+A2:2019 serves as core PCR  
EN 16908:2017 Cement and building lime

### Statement of liability

The owner of the declaration shall be liable for the underlying information and evidence. EPD Norway shall not be liable with respect to manufacturer information, life cycle assessment data and evidences.

### Declared unit

1 tonne Multicem 25-75 (Bypass dust-Std FA)

### Declared unit with option

A1-A3, A4

### Functional unit

### General information on verification of EPD from EPD tools

Independent verification of data, other environmental information and the declaration according to ISO 14025:2010, § 8.1.3 and § 8.1.4. Verification of each EPD is made according to EPD-Norway's guidelines for verification and approval requiring that tools are i) integrated into the company's environmental management system, ii) the procedures for use of the EPD tool are approved by EPD-Norway, and iii) the process is reviewed annually by an independent third party verifier. See Appendix G of EPD-Norway's General Programme Instructions for further information on EPD tools

### Verification of EPD tool

Independent third party verification of the EPD tool, background data and test-EPD in accordance with EPD Norway's procedures and guidelines for verification and approval of EPD tools.

Third party verifier

Ellen Soldal, Norsus AS

(no signature required)

### Owner of the declaration

Heidelberg Materials Sement Norge AS  
Contact person: Ingrid Vik Jondahl  
e-mail: [ingridvik.jondahl@heidelbergmaterials.com](mailto:ingridvik.jondahl@heidelbergmaterials.com)

### Manufacturer

Heidelberg Materials Sement Norge AS  
Lilleakerveien 2A  
0283 Oslo, Norway  
Contact person: Ingrid Vik Jondahl  
e-mail: [ingridvik.jondahl@heidelbergmaterials.com](mailto:ingridvik.jondahl@heidelbergmaterials.com)  
Phone:

### Place of production

Pr. Site Heidelberg Materials - Brevik  
Setreveien 2  
3950 Brevik, Norway

### Management system

ISO 14001, ISO 9001

### Organisation no

934 949 145

### Issue date

27.06.2025

### Valid to

27.06.2030

### Year of study

2024

### Comparability

EPDs of construction products may not be comparable if they do not comply with EN 15804 and are seen in a building context.

### Development and verification of EPD

The declaration is created using EPD tool lca.tools ver EPD2022.03, developed by LCA.no. The EPD tool is integrated in the company's management system, and has been approved by EPD Norway.

Developer of EPD Ingrid Vik Jondahl

Reviewer of company-specific input data and EPD Petter Thyholdt

### Approved



Håkon Hauan, CEO EPD-Norge

## Product

### Product description

Multicem is mainly used to reduce soils settings and improve the stability of weak soils masses. Multicem is a binder of cement and bypass dust, and consists mainly of cement, burnt lime and other calcined minerals. Multicem has similar properties as Lime Cement KC, and thus it is suitable for use in stabilizing clay and other unstable soils masses. Bypass dust is a material derived from the furnace system and it is declared with GWP = 0. The total CO<sub>2</sub> emissions from Brevik sementfabrikk are instead allocated to all our cements.

### Product specification

Materials	Value	Unit
Standardsement FA	75	%
Bypass dust	25	%

### Technical data

#### Market

Norway, Sweden

#### Reference service life, product

Dependent on area of use

#### Reference service life, building or construction works

For cement the reference service life of the building is not relevant.

## LCA, Calculation rules

### Declared unit

1 tonne Multicem 25-75 (Bypass dust-Std FA)

### Cut-off criteria

All major raw materials and all the essential energy are included. The production processes for raw materials and energy flows with very small amounts (less than 1%) may not be included. These cut-off criteria do not apply for hazardous materials and substances.

### Allocation

Allocation is carried out in accordance with the provisions of EN 15804. Incoming energy, water consumption, and in-house waste generation are distributed equally among all products using mass allocation. The standard's guidelines are also applied to co-products. If the allocation factor is 1% or less, economic allocation is deemed negligible and therefore omitted. Additionally, where relevant, the processing and transportation of co-products are included in the analysis.

### Data quality

Specific data for the product composition are provided by the manufacturer. The data represent the production of the declared product and were collected for EPD development in the year of study. Background data is based on EPDs according to EN 15804 and different LCA databases. The data quality of the raw materials in A1 is presented in the table below.

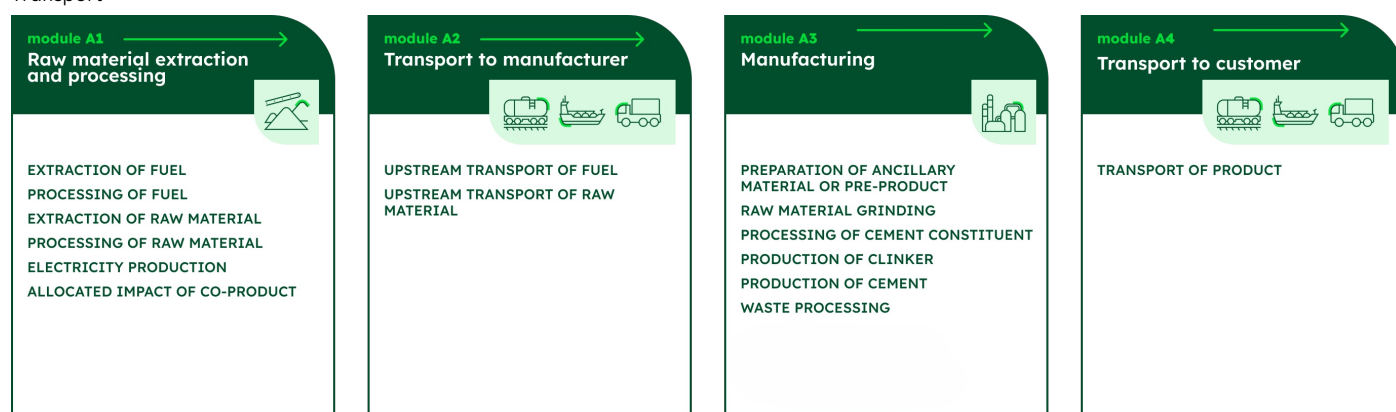
Materials	Source	Data quality	Year
Additives	ecoinvent 3.10	Database	2023
Emissions and waste streams	LCA.no	Database	2024
Explosives	ecoinvent 3.10	Database	2023
Gypsum	ecoinvent 3.10	Database	2023
Materials	LCA.no	Database	2024
Others	LCA.no	Database	2024
Raw materials, Mineral	Supplier	Project EPD	2021
SCM	LCA.no	Database	2024

## System boundaries (X=included, MND=module not declared, MNR=module not relevant)

Product stage			Construction installation stage		Use stage							End of life stage				Beyond the system boundaries
Raw materials	Transport	Manufacturing	Transport	Assembly	Use	Maintenance	Repair	Replacement	Refurbishment	Operational energy use	Operational water use	De-construction demolition	Transport	Waste processing	Disposal	Reuse-Recovery - Recycling-potential
A1	A2	A3	A4	A5	B1	B2	B3	B4	B5	B6	B7	C1	C2	C3	C4	D
X	X	X	X	MND	MND	MND	MND	MND	MND	MND	MND	MND	MND	MND	MND	MND

### System boundary

Type of the EPD: cradle to gate (A1 – A3) with option A4. The applied system boundaries cover the production of cement including carbon capture and storage up to the finished product at the factory gate. The product stage includes: - Module A1: Extraction and processing of raw materials - Module A2: Transport of raw materials to the factory gate - Module A3: Clinker and cement production The construction process stage includes: - Module A4: Transport



### Additional technical information

No further technical information is relevant.

## LCA, Scenarios and additional technical information














The following information describe the scenarios in the different modules of the EPD.

The transport scenario presented in A4 refers to a transport from Brevik to Slemmestad where they are mixed to the product Multicem.

Transport from production place to user (A4)	Capacity utilisation, incl. return (%)	Distance (km)	Fuel/Energy Consumption	Unit	Value (l/t)
Transport Ship, Cement boat km HM 2016	50,0 %	148	0,005	l/tkm	0,74
Transport Truck, over 32 tonnes, EURO 6 km HM 2023	53,3 %	148	0,023	l/tkm	3,40

## LCA, Results

The LCA results are presented below for the declared unit defined on page 2 of the EPD document.

Environmental impact				
	Indicator	Unit	A1-A3	A4
	GWP-total	kg CO <sub>2</sub> -eq	3,38E+02	1,76E+01
	GWP-fossil	kg CO <sub>2</sub> -eq	3,38E+02	1,76E+01
	GWP-biogenic	kg CO <sub>2</sub> -eq	-1,10E-01	8,15E-03
	GWP-luluc	kg CO <sub>2</sub> -eq	2,19E-02	6,32E-03
	ODP	kg CFC11 -eq	3,73E-06	7,40E-07
	AP	mol H <sup>+</sup> -eq	1,10E+00	1,05E-01
	EP-FreshWater	kg P -eq	7,13E-03	1,09E-03
	EP-Marine	kg N -eq	2,85E-01	2,49E-02
	EP-Terrestrial	mol N -eq	3,28E+00	2,76E-01
	POCP	kg NMVOC -eq	8,41E-01	1,08E-01
	ADP-minerals&metals <sup>1</sup>	kg Sb-eq	1,54E-03	5,34E-05
	ADP-fossil <sup>1</sup>	MJ	1,18E+03	2,59E+02
	WDP <sup>1</sup>	m <sup>3</sup>	1,88E+02	7,68E+00







GWP-total = Global Warming Potential total; GWP-fossil = Global Warming Potential fossil fuels; GWP-biogenic = Global Warming Potential biogenic; GWP-luluc = Global Warming Potential land use and land use change; ODP = Depletion potential of the stratospheric ozone layer; AP = Acidification potential, Accumulated Exceedance; EP-freshwater = Eutrophication potential, fraction of nutrients reaching freshwater end compartment; EP-marine = Eutrophication potential, fraction of nutrients reaching marine end compartment; EP-terrestrial = Eutrophication potential, Accumulated Exceedance; POCP = Formation potential of tropospheric ozone; ADP-minerals&metals = Abiotic depletion potential for non-fossil resources; ADP-fossil = Abiotic depletion for fossil resources potential; WDP = Water (user) deprivation potential, deprivation-weighted water consumption

"Reading example: 9,0 E-03 = 9,0\*10<sup>-3</sup> = 0,009"

1. The results of this environmental impact indicator shall be used with care as the uncertainties on these results are high or as there is limited experienced with the indicator.

### Remarks to environmental impacts











The core GWP indicators declared do not include the emissions from the combustion of waste fuels (GWP, net). The waste status of the waste-based fuels has been proven. The GWP indicators including the emissions from the combustion of waste fuels (GWP, gross) are reported separately in this EPD under "Additional Environmental Information".

Additional environmental impact indicators				
Indicator		Unit	A1-A3	A4
	PM	Disease incidence	5,43E-06	1,48E-06
	IRP <sup>2</sup>	kgBq U235 -eq	2,17E+00	4,07E-01
	ETP-fw <sup>1</sup>	CTUe	9,81E+02	6,97E+01
	HTP-c <sup>1</sup>	CTUh	6,11E-08	1,48E-07
	HTP-nc <sup>1</sup>	CTUh	3,73E-07	1,48E-07
	SQP <sup>1</sup>	dimensionless	1,31E+02	2,35E+02

PM = Particulate Matter emissions; IRP = Ionizing radiation – human health; ETP-fw = Eco toxicity – freshwater; HTP-c = Human toxicity – cancer effects; HTP-nc = Human toxicity – non cancer effects; SQP = Potential Soil Quality Index (dimensionless)

"Reading example: 9,0 E-03 =  $9,0 \cdot 10^{-3}$  = 0,009"




1. The results of this environmental impact indicator shall be used with care as the uncertainties on these results are high or as there is limited experienced with the indicator.
2. This impact category deals mainly with the eventual impact of low dose ionizing radiation on human health of the nuclear fuel cycle. It does not consider effects due to possible nuclear accidents, occupational exposure nor due to radioactive waste disposal in underground facilities. Potential ionizing radiation from the soil, from radon and from some construction materials is also not measured by this indicator.

Resource use				
	Indicator	Unit	A1-A3	A4
	PERE	MJ	3,87E+02	3,79E+00
	PERM	MJ	0,00E+00	0,00E+00
	PERT	MJ	3,87E+02	3,79E+00
	PENRE	MJ	7,57E+02	2,59E+02
	PENRM	MJ	0,00E+00	0,00E+00
	PENRT	MJ	7,57E+02	2,59E+02
	SM	kg	2,50E+02	0,00E+00
	RSF	MJ	6,00E+02	6,82E-03
	NRSF	MJ	1,05E+03	3,80E-02
	FW	m <sup>3</sup>	2,75E+00	3,43E-02

PERE = Use of renewable primary energy excluding renewable primary energy resources used as raw materials; PERM = Use of renewable primary energy resources used as raw materials; PERT = Total use of renewable primary energy resources; PENRE = Use of non renewable primary energy excluding non-renewable primary energy resources used as raw materials; PENRM = Use of non renewable primary energy resources used as raw materials; PENRT = Total use of non renewable primary energy resources; SM = Use of secondary materials; RSF = Use of renewable secondary fuels; NRSF = Use of non-renewable secondary fuels; FW = Net use of fresh water






"Reading example: 9,0 E-03 = 9,0\*10<sup>-3</sup> = 0,009"



End of life - Waste				
Indicator		Unit	A1-A3	A4
	HWD	kg	7,47E+00	3,35E-01
	NHWD	kg	3,78E+01	6,74E+00
	RWD	kg	1,91E-03	2,76E-04

HWD = Hazardous waste disposed; NHWD = Non-hazardous waste disposed; RWD = Radioactive waste disposed

"Reading example: 9,0 E-03 =  $9,0 \cdot 10^{-3}$  = 0,009"

End of life - Output flow				
Indicator		Unit	A1-A3	A4
	CRU	kg	0,00E+00	0,00E+00
	MFR	kg	1,29E-02	0,00E+00
	MER	kg	6,60E-05	0,00E+00
	EEE	MJ	3,01E-04	0,00E+00
	EET	MJ	4,55E-03	0,00E+00

CRU = Components for re-use; MFR = Materials for recycling; MER = Materials for energy recovery; EEE = Exported energy electrical; EET = Exported energy thermal

"Reading example: 9,0 E-03 =  $9,0 \cdot 10^{-3}$  = 0,009"

Biogenic Carbon Content		
Indicator	Unit	At the factory gate
Biogenic carbon content in product	kg C	0,00E+00
Biogenic carbon content in accompanying packaging	kg C	0,00E+00

Note: 1 kg biogenic carbon is equivalent to 44/12 kg CO<sub>2</sub>

## Additional requirements

### Greenhouse gas emissions from the use of electricity in the manufacturing phase

Electricity consumption during the manufacturing phase is modelled considering the below specified parameters.

### Dangerous substances

The product contains no substances given by the REACH Candidate list.

### Indoor environment

## Additional Environmental Information

Additional environmental impact indicators required in NPCR Part A for construction products			
Indicator	Unit	A1-A3	A4
GWPIOBC	kg CO <sub>2</sub> -eq	3,38E+02	1,76E+01

GWP-IOBC: Global warming potential calculated according to the principle of instantaneous oxidation. In order to increase the transparency of biogenic carbon contribution to climate impact, the indicator GWP-IOBC is required as it declares climate impacts calculated according to the principle of instantaneous oxidation. GWP-IOBC is also referred to as GWP-GHG in context to Swedish public procurement legislation.

Additional GWP indicators in accordance with cPCR and more transparent reporting related to CCS		
Indicator	Unit	A1-A3
GWP-total, gross	kg CO <sub>2</sub> -eq	4,25E+02
GWP-fossil, gross	kg CO <sub>2</sub> -eq	4,25E+02
GWP-biogenic, gross	kg CO <sub>2</sub> -eq	-1,10E-01
GWP-luluc, gross	kg CO <sub>2</sub> -eq	2,19E-02
GWP-total, net	kg CO <sub>2</sub> -eq	3,38E+02
GWP-fossil, net	kg CO <sub>2</sub> -eq	3,38E+02
GWP-biogenic, net	kg CO <sub>2</sub> -eq	-1,10E-01
GWP-luluc, net	kg CO <sub>2</sub> -eq	2,19E-02
CWRS	kg CO <sub>2</sub> -eq	0,00E+00
CWNRS	kg CO <sub>2</sub> -eq	8,65E+01
CC	kg CO <sub>2</sub> -eq	2,64E+02
CCS	kg CO <sub>2</sub>	0,00E+00

GWP-total, gross = Global Warming Potential total, gross (GWP-fossil, gross + GWP-biogenic, gross + GWP-luluc); GWP-fossil, gross = Global Warming Potential fossil fuels, gross; GWP-biogenic, gross = Global Warming Potential biogenic, gross; GWP-luluc = Global Warming Potential land use and land use change; GWP-total, net = Global Warming Potential total, net (GWP-total, gross minus CWRS and CWNRS); CWRS = Emissions from combustion of waste from renewable sources (GWP from secondary fuels' combustion considering CH<sub>4</sub> bio emissions); CWNRS = Emissions from combustion of waste from non-renewable sources (GWP from secondary fuels' combustion CO<sub>2</sub> fossil, CO fossil, N<sub>2</sub>O and CH<sub>4</sub> bio fossil); GWP-fossil, net = Global Warming Potential fossil fuels, net (GWP-fossil, gross minus CWNRS); GWP-biogenic, net = Global Warming Potential, CC = Emissions from decarbonization of limestone in clinkering (process emissions, clinker), CCS = Carbon capture and storage

## Bibliography

ISO 14025:2010 Environmental labels and declarations - Type III environmental declarations - Principles and procedures.  
 ISO 14044:2006 Environmental management - Life cycle assessment - Requirements and guidelines.  
 EN 15804:2012+A2:2019 Environmental product declaration - Core rules for the product category of construction products.  
 ISO 21930:2017 Sustainability in buildings and civil engineering works - Core rules for environmental product declarations of construction products.  
 NPCR Part A: Construction products and services. Ver. 2.0. April 2021, EPD-Norge.  
 CEN PCR EN 16908:2017 Cement and building lime  
 ecoinvent v3, Allocation, cut-off by classification, Swiss Centre of Life Cycle Inventories.  
 General Program Instruction for The Norwegian EPD-Foundation, Version 4, 2024  
 Iversen et al., (2021) eEPD v2021.09 Background information for EPD generator tool system verification, LCA.no report number: 07.21  
 Vold et al, (2022) EPD generator for CEN PCR EN 16908:2017 Cement and building lime - Background information for PCR application and LCA data, LCA.no report number: 01.22.  
 Vold et al, (2024) EPD generator for Heidelberg, Cement, EN 16908 Additional background information, specific for Heidelberg Materials, LCA.no report number: 18.24

 <small>Global program operator</small>	<b>Program operator and publisher</b> The Norwegian EPD Foundation Post Box 5250 Majorstuen, 0303 Oslo, Norway	Phone: +47 977 22 020 e-mail: post@epd-norge.no web: www.epd-norge.no
	<b>Owner of the declaration</b> Heidelberg Materials Sement Norge AS Lilleakerveien 2A, 0283 Oslo, Norway	Phone: e-mail: ingridvik.jondahl@heidelbergmaterials.com web: www.sement.heidelbergmaterials.no
	<b>Manufacturer</b> Heidelberg Materials Sement Norge AS Lilleakerveien 2A, 0283 Oslo, Norway	Phone: e-mail: ingridvik.jondahl@heidelbergmaterials.com web: www.sement.heidelbergmaterials.no
	<b>Author of the Life Cycle Assessment</b> LCA.no AS Dokka 6A, 1671 Kråkerøy, Norway	Phone: +47 916 50 916 e-mail: post@lca.no web: www.lca.no
	<b>Developer of EPD generator</b> LCA.no AS Dokka 6A, 1671 Kråkerøy, Norway	Phone: +47 916 50 916 e-mail: post@lca.no web: www.lca.no
	ECO Platform ECO Portal	web: www.eco-platform.org web: ECO Portal